



American Funds 2060 Target Date Retirement Fund (Class R3)

AS OF 2025-12-31

INVESTMENT STRATEGY: The investment seeks growth, income and conservation of capital. The fund normally invests a greater portion of its assets in fixed income, equity income and balanced funds as it approaches and passes its target date. The advisor attempts to achieve its investment objectives by investing in a mix of American Funds in different combinations and weightings. The underlying American Funds represent a variety of fund categories, including growth funds, growth-and-income funds, equity-income funds, balanced funds and fixed income funds. The fund categories represent differing investment objectives and strategies.

Fund Category:
Balanced/Asset Allocation

Morningstar Category⁵²:
Target-Date 2060+

PORTFOLIO DETAILS

| | |
|---------------------------------------|---|
| Ticker | RCNTX |
| Inception Date | 2015-03-27 |
| Gross Expense Ratio ^{f1} (%) | 1.03 |
| Net Expense Ratio ^{f1} (%) | 1.03 |
| Fund Total Net Assets (\$M) | 865.79 |
| Management Company | Capital Research and Management Company |
| Portfolio Managers | Wesley K. Phoa Michelle J. Black William L. Robbins Shannon Ward Samir Mathur |

Average Annual Total Returns %

As of 2025-12-31

| | YTD | 1 Year | 3 Year | 5 Year | 10 Year | Since Inception |
|---|-------|--------|--------|--------|---------|-----------------|
| American Funds 2060 Target Date Retirement Fund | 20.01 | 20.01 | 18.53 | 9.14 | 10.86 | -- |
| S&P Target Date Through 2055+ ⁴⁶⁶ | 20.72 | 20.72 | 18.76 | 10.73 | 11.27 | -- |
| Target-Date 2060+ ⁴⁵² | 19.91 | 19.91 | 18.14 | 9.69 | 10.63 | -- |

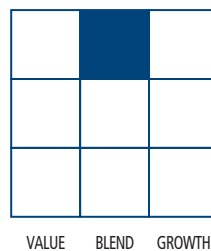
Performance data quoted represents past performance. Past performance is no guarantee of future results. Due to market volatility, current performance may be less or higher than the figures shown. Investment return and principal value will fluctuate so that upon redemption, shares may be worth more or less than their original cost. Performance data does not reflect deduction of redemption fee, which, if such fee exists, would lower performance. For current to the most recent month-end performance information, please log onto myplan.johnhancock.com or call a John Hancock representative at (800) 294-3575.

TOP TEN HOLDINGS AS OF 2025-09-30

| | % of Assets |
|--|-------------|
| American Funds New Perspective R6 | 9.88 |
| American Funds SMALLCAP World R6 | 9.84 |
| American Funds Fundamental Invs R6 | 9.00 |
| American Funds New World R6 | 8.01 |
| American Funds Washington Mutual R6 | 8.00 |
| American Funds Capital World Gr&Inc R6 | 8.00 |
| American Funds Growth Fund of Amer R6 | 6.97 |
| American Funds AMCAP R6 | 6.97 |
| American Funds Invmt Co of Amer R6 | 6.85 |
| American Funds American Balanced R6 | 6.01 |

Morningstar Category

EQUITY STYLE BOX



MORNINGSTAR RATING^{m1}



Morningstar Volatility Analysis



This investment has shown a relatively moderate range of price fluctuations in the past. For this reason, it currently lands in the middle third of all investments with records of at least three years. However, this investment may experience larger or smaller price declines or price increases depending on market conditions. To offset some of the investment's risk, investors may wish to own investments with different portfolio makeups or investment strategies.

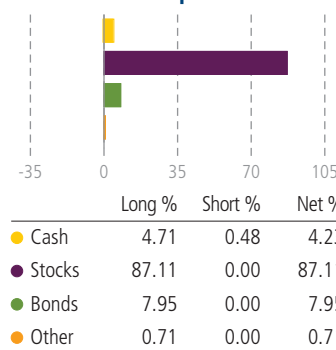
KEY STATISTICS

| | |
|---------------------------------|------|
| Turnover Ratio (%) (annualized) | 5 |
| Sharpe Ratio ⁵⁴ (3y) | 1.17 |

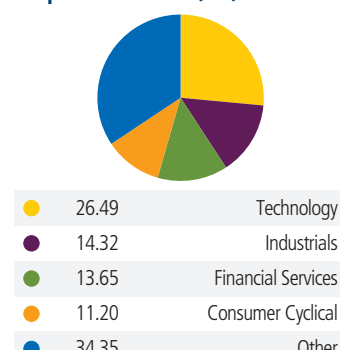
PRINCIPAL RISKS

Principal Risks include: Active Management, Conflict of Interest, Equity Securities, Fixed-Income Securities, Foreign Securities, Interest Rate, Issuer, Loss of Money, Management, Market/Market Volatility, Not FDIC Insured, U.S. Government Obligations and Underlying Fund/Fund of Funds. See disclosure for details.

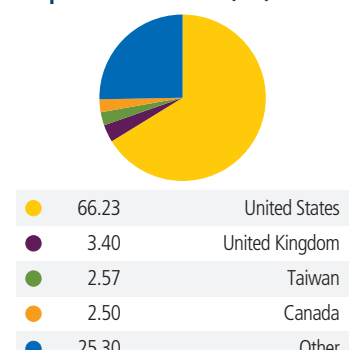
Portfolio Snapshot^{b2}



Top Sectors^{b2} (%)



Top Countries^{b2} (%)



f1. The Gross Expense Ratio does not include fee waivers or expense reimbursements which result in lower actual cost to the investor. The Net Expense Ratio represents the effect of a fee waiver and/or expense reimbursement and is subject to change.

Marketing support services are provided by John Hancock Distributors LLC.

The target date is the expected year in which participants in a Target Date Portfolio plan to retire and no longer make contributions. The investment strategy of these Portfolios are designed to become more conservative over time as the target date approaches (or if applicable passes) the target retirement date. The principal value of your investment as well as your potential rate of return, are not guaranteed at any time, including at or after the target retirement date. An investor should examine the asset allocation of the fund to ensure it is consistent with their own risk tolerance.

A fund's investment objectives, risks, charges and expenses should be considered carefully before investing. The prospectus contains this and other important information about the fund. To obtain a prospectus, contact John Hancock Retirement Plan Services LLC at (800) 294-3575 or visit our website at myplan.johnhancock.com. Please read the prospectus carefully before investing or sending money.

Important Notes

Other:

m1. For each fund with at least a three-year history, Morningstar calculates a Morningstar Rating™ based on a Morningstar Risk-Adjusted Return measure that accounts for variation in a fund's monthly performance (not including the effects of sales charges, loads, and redemption fees), placing more emphasis on downward variations and rewarding consistent performance. Exchange traded funds and open-ended mutual funds are considered a single population for comparative purposes. The top 10% of funds in each category receive five stars, then next 22.5% receive four stars, the middle 35% receive three stars, the next 22.5% receive two stars, and the bottom 10% receive one star. The Overall Morningstar Rating™ for a fund is derived from a weighted average of the performance figures associated with its three-, five- and 10-year (if applicable) Morningstar Rating™ metrics. The rating formula most heavily weights the three year rating, using the following calculation: 100% three-year rating for 36-59 months of total returns, 60% five-year rating/40% three-year rating for 60-119 months of total returns, and 50% 10-year rating/30% five-year rating/20% three-year rating for 120 or more months of total returns. Past performance does not guarantee future results.

b2. The portfolio composition, industry sectors, top ten holdings, and credit analysis are presented to illustrate examples of securities that the fund has bought and diversity of areas in which the fund may invest and may not be representative of the fund's current or future investments. The top ten holdings do not include money market instruments and/or futures contracts. The figures presented are as of date shown, do not include the fund's entire investment portfolio, and may change at any time.

b52. Target-Date 2060+ Average is the average annual total return of the universe of mutual funds designated by Morningstar, Inc. as comprising the Morningstar Target-Date 2060+ category.

b54. Sharpe ratio is a measure of excess return per unit of risk, as defined by standard deviation. A higher Sharpe ratio suggests better risk-adjusted performance.

Fund data, Style Box and Morningstar Portfolio Ratings All Morningstar data is © 2017 by Morningstar, Inc. All rights reserved. The information contained herein: (1) is proprietary to Morningstar and/or its content providers; (2) may not be copied or distributed; and (3) is not warranted to be accurate, complete or timely. Neither Morningstar nor its content providers are responsible for any damages or losses arising from any use of this information.

Index Description:

i66. The S&P Target Date Series comprises eleven multi-asset class indices, each corresponding to a particular target retirement date. Each index provides varying levels of exposure to equities and fixed income. Each target date allocation is created and retired according to a pre-determined schedule related to the respective target date. An investment cannot be made directly into an index.

Morningstar Category Description:

c52. Target-date portfolios provide a diversified exposure to stocks, bonds, and cash for those investors who have a specific date in mind (in this case, the years 2056-2060) for retirement. These portfolios aim to provide investors with an optimal level of return and risk, based solely on the target date. Management adjusts the allocation among asset classes to more-conservative mixes as the target date approaches, following a preset glide path. A target-date portfolio is part of a series of funds offering multiple retirement dates to investors.

Principal Risks

Active Management: The investment is actively managed and subject to the risk that the advisor's usage of investment techniques and risk analyses to make investment decisions fails to perform as expected, which may cause the portfolio to lose value or underperform investments with similar objectives and strategies or the market in general.

Conflict of Interest: A conflict of interest may arise if the advisor makes an investment in certain underlying funds based on the fact that those funds are also managed by the advisor or an affiliate or because certain underlying funds may pay higher fees to the advisor than others. In addition, an advisor's participation in the primary or secondary market for loans may be deemed a conflict of interest and limit the ability of the investment to acquire those assets.

Equity Securities: The value of equity securities, which include common, preferred, and convertible preferred stocks, will fluctuate based on changes in their issuers' financial conditions, as well as overall market and economic conditions, and can decline in the event of deteriorating issuer, market, or economic conditions.

Fixed-Income Securities: The value of fixed-income or debt securities may be susceptible to general movements in the bond market and are subject to interest-rate and credit risk.

Foreign Securities: Investments in foreign securities may be subject to increased volatility as the value of these securities can change more rapidly and extremely than can the value of U.S. securities. Foreign securities are subject to increased issuer risk because foreign issuers may not experience the same degree of regulation as U.S. issuers do and are held to different reporting, accounting, and auditing standards. In addition, foreign securities are subject to increased costs because there are generally higher commission rates on transactions, transfer taxes, higher custodial costs, and the potential for foreign tax charges on dividend and interest payments. Many foreign markets are relatively small, and securities issued in less-developed countries face the risks of nationalization, expropriation or confiscatory taxation, and adverse changes in investment or exchange control regulations, including suspension of the ability to transfer currency from a country. Economic, political, social, or diplomatic developments can also negatively impact performance.

Interest Rate: Most securities are subject to the risk that changes in interest rates will reduce their market value.

Issuer: A stake in any individual security is subject to the risk that the issuer of that security performs poorly, resulting in a decline in the security's value. Issuer-related declines may be caused by poor management decisions, competitive pressures, technological breakthroughs, reliance on suppliers, labor problems or shortages, corporate restructurings, fraudulent disclosures, or other factors. Additionally, certain issuers may be more sensitive to adverse issuer, political, regulatory, market, or economic developments.

Loss of Money: Because the investment's market value may fluctuate up and down, an investor may lose money, including part of the principal, when he or she buys or sells the investment.

Management: Performance is subject to the risk that the advisor's asset allocation and investment strategies do not perform as expected, which may cause the portfolio to underperform its benchmark, other investments with similar objectives, or the market in general. The investment is subject to the risk of loss of income and capital invested, and the advisor does not guarantee its value, performance, or any particular rate of return.

Market/Market Volatility: The market value of the portfolio's securities may fall rapidly or unpredictably because of changing economic, political, or market conditions, which may reduce the value of the portfolio.

Not FDIC Insured: The investment is not a deposit or obligation of, or guaranteed or endorsed by, any bank and is not insured by the Federal Deposit Insurance Corporation, the Federal Reserve Board, or any other U.S. governmental agency.

U.S. Government Obligations: Investments in U.S. government obligations are subject to varying levels of government support. In the event of default, some U.S. government securities, including U.S. Treasury obligations and Ginnie Mae securities, are issued and guaranteed as to principal and interest by the full faith and credit of the U.S. government. Other securities are obligations of U.S. government-sponsored entities but are neither issued nor guaranteed by the U.S. government.

Underlying Fund/Fund of Funds: A portfolio's risks are closely associated with the risks of the securities and other investments held by the underlying or subsidiary funds, and the ability of the portfolio to meet its investment objective likewise depends on the ability of the underlying funds to meet their objectives. Investment in other funds may subject the portfolio to higher costs than owning the underlying securities directly because of their management fees.