



DFA International Small Cap Value Portfolio (Class I)

AS OF 2025-03-31

INVESTMENT STRATEGY: The investment seeks long-term capital appreciation. The advisor intends to purchase securities of small value companies associated with developed market countries that the Advisor has designated as approved markets. As a non-fundamental policy, under normal circumstances, the fund will invest at least 80% of its net assets in securities of small companies in the particular markets in which it invests. It may gain exposure to companies associated with approved markets by purchasing equity securities in the form of depositary receipts, which may be listed or traded outside the issuer's domicile country.

Fund Category:
Stock

Morningstar Category⁵⁹:
Foreign Small/Mid Value

PORTFOLIO DETAILS

Ticker	DISVX
Inception Date	1994-12-29
Gross Expense Ratio ^{f1} (%)	0.43
Net Expense Ratio ^{f1} (%)	0.43
Fund Total Net Assets (\$M)	11,779.17
Management Company	Dimensional Fund Advisors LP
Portfolio Managers	Jed S. Fogdall Joel P. Schneider Brendan J. McAndrews

TOP TEN HOLDINGS AS OF 2025-02-28

	% of Assets
Banco de Sabadell SA	2.21
BPER Banca SpA	1.12
Alamos Gold Inc Class A	1.04
Helvetia Holding AG	0.97
Banca Monte dei Paschi di Siena	0.87
Banca Popolare di Sondrio SpA	0.84
Sydbank A/S	0.81
Jyske Bank AS	0.75
Unipol Assicurazioni SpA	0.74
Bankinter SA	0.73

KEY STATISTICS

Turnover Ratio (%) (annualized)	14
Beta ^{b1} (3y) (MSCI World Ex USA Small Value NR USD)	0.97
R-squared ^{b53} (%) (3y) (MSCI World Ex USA Small Value NR USD)	95.52
Sharpe Ratio ^{b54} (3y)	0.33
# of Stock Holdings	1820
# of Bond Holdings	0

PRINCIPAL RISKS

Principal Risks include: Country or Region, Currency, Derivatives, Equity Securities, Foreign Securities, Lending, Loss of Money, Management, Market/Market Volatility, Not FDIC Insured, Other, Small Cap and Value Investing. See disclosure for details.

Average Annual Total Returns %

As of 2025-03-31

	YTD	1 Year	3 Year	5 Year	10 Year	Since Inception
DFA International Small Cap Value Portfolio	10.35	13.04	9.04	17.35	6.52	--
MSCI World Ex USA Small Cap In ⁱ¹⁸	3.40	3.58	0.81	10.71	5.42	--
Foreign Small/Mid Value ^{b61}	6.28	8.15	6.40	15.09	5.77	--

Performance data quoted represents past performance. Past performance is no guarantee of future results. Due to market volatility, current performance may be less or higher than the figures shown. Investment return and principal value will fluctuate so that upon redemption, shares may be worth more or less than their original cost. Performance data does not reflect deduction of redemption fee, which, if such fee exists, would lower performance. For current to the most recent month-end performance information, please log onto myplan.johnhancock.com or call a John Hancock representative at (800) 294-3575.

Morningstar Category

EQUITY STYLE BOX

			LARGE
			MEDIUM
			SMALL
VALUE	BLEND	GROWTH	

MORNINGSTAR RATING^{m2}

OVERALL (Out of 55 Funds)

★★★★★

3 YEAR (Out of 55 Funds)

★★★★★

5 YEAR (Out of 48 Funds)

★★★★★

10 YEAR (Out of 29 Funds)

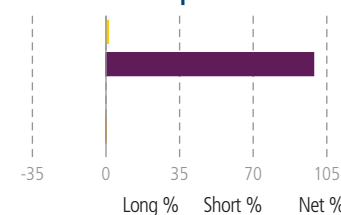
★★★★★

Morningstar Volatility Analysis

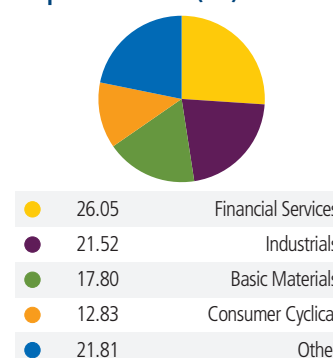


This investment has shown a relatively moderate range of price fluctuations in the past. For this reason, it currently lands in the middle third of all investments with records of at least three years. However, this investment may experience larger or smaller price declines or price increases depending on market conditions. To offset some of the investment's risk, investors may wish to own investments with different portfolio makeups or investment strategies.

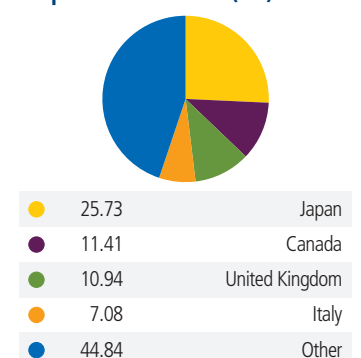
Portfolio Snapshot^{b2}



Top Sectors^{b2} (%)



Top Countries^{b2} (%)



^{f1} The Gross Expense Ratio does not include fee waivers or expense reimbursements which result in lower actual cost to the investor. The Net Expense Ratio represents the effect of a fee waiver and/or expense reimbursement and is subject to change.

Marketing support services are provided by John Hancock Distributors LLC.

A fund's investment objectives, risks, charges and expenses should be considered carefully before investing. The prospectus contains this and other important information about the fund. To obtain a prospectus, contact John Hancock Retirement Plan Services LLC at (800) 294-3575 or visit our website at myplan.johnhancock.com. Please read the prospectus carefully before investing or sending money.

Important Notes

Other:

m1. For each fund with at least a three-year history, Morningstar calculates a Morningstar Rating™ based on a Morningstar Risk-Adjusted Return measure that accounts for variation in a fund's monthly performance (not including the effects of sales charges, loads, and redemption fees), placing more emphasis on downward variations and rewarding consistent performance. Exchange traded funds and open-ended mutual funds are considered a single population for comparative purposes. The top 10% of funds in each category receive five stars, then next 22.5% receive four stars, the middle 35% receive three stars, the next 22.5% receive two stars, and the bottom 10% receive one star. The Overall Morningstar Rating™ for a fund is derived from a weighted average of the performance figures associated with its three-, five- and 10-year (if applicable) Morningstar Rating™ metrics. The rating formula most heavily weights the three year rating, using the following calculation: 100% three-year rating for 36-59 months of total returns, 60% five-year rating/40% three-year rating for 60-119 months of total returns, and 50% 10-year rating/30% five-year rating/20% three-year rating for 120 or more months of total returns. Past performance does not guarantee future results.

b1. Beta measures the sensitivity of the fund to its benchmark. The beta of the market (as represented by the benchmark) is 1.00. Accordingly, a fund with a 1.10 beta is expected to have 10% more volatility than the market.

b2. The portfolio composition, industry sectors, top ten holdings, and credit analysis are presented to illustrate examples of securities that the fund has bought and diversity of areas in which the fund may invest and may not be representative of the fund's current or future investments. The top ten holdings do not include money market instruments and/or futures contracts. The figures presented are as of date shown, do not include the fund's entire investment portfolio, and may change at any time.

b53. R-squared measures the degree to which the fund and its benchmark index are correlated. The closer it is to 100%, the more similar the historical performance between the two.

b54. Sharpe ratio is a measure of excess return per unit of risk, as defined by standard deviation. A higher Sharpe ratio suggests better risk-adjusted performance.

b61. Foreign Small/Mid Value Average is the average annual total return of the universe of mutual funds designated by Morningstar, Inc. as comprising the Morningstar Foreign Small/Mid Value category.

Fund data, Style Box and Morningstar Portfolio Ratings All Morningstar data is © 2017 by Morningstar, Inc. All rights reserved. The information contained herein: (1) is proprietary to Morningstar and/or its content providers; (2) may not be copied or distributed; and (3) is not warranted to be accurate, complete or timely. Neither Morningstar nor its content providers are responsible for any damages or losses arising from any use of this information.

Index Description:

i118. The MSCI World Ex USA Small Cap Index captures small cap representation across 23 of 24 Developed Markets countries (excluding USA). The index covers approximately 14% of the free float-adjusted market capitalization in each country. It is not possible to invest directly in an index.

Morningstar Category Description:

c59. Foreign small/mid-value portfolios invest in international stocks that are smaller and less expensive than other stocks. These portfolios primarily invest in stocks that fall in the bottom 30% of each economically integrated market (such as Europe or Asia ex-Japan). Value is defined based on low valuations (low price ratios and high dividend yields) and slow growth (low growth rates for earnings, sales, book value, and cash flow). These portfolios typically will have less than 20% of assets invested in U.S. stocks.

Principal Risks

Country or Region: Investments in securities from a particular country or region may be subject to the risk of adverse social, political, regulatory, or economic events occurring in that country or region. Country- or region-specific risks also include the risk that adverse securities markets or exchange rates may impact the value of securities from those areas.

Currency: Investments in securities traded in foreign currencies or more directly in foreign currencies are subject to the risk that the foreign currency will decline in value relative to the U.S. dollar, which may reduce the value of the portfolio. Investments in currency hedging positions are subject to the risk that the value of the U.S. dollar will decline relative to the currency being hedged, which may result in a loss of money on the investment as well as the position designed to act as a hedge. Cross-currency hedging strategies and active currency positions may increase currency risk because actual currency exposure may be substantially different from that suggested by the portfolio's holdings.

Derivatives: Investments in derivatives may be subject to the risk that the advisor does not correctly predict the movement of the underlying security, interest rate, market index, or other financial asset, or that the value of the derivative does not correlate perfectly with either the overall market or the underlying asset from which the derivative's value is derived. Because derivatives usually involve a small investment relative to the magnitude of liquidity and other risks assumed, the resulting gain or loss from the transaction will be disproportionately magnified. These investments may result in a loss if the counterparty to the transaction does not perform as promised.

Equity Securities: The value of equity securities, which include common, preferred, and convertible preferred stocks, will fluctuate based on changes in their issuers' financial conditions, as well as overall market and economic conditions, and can decline in the event of deteriorating issuer, market, or economic conditions.

Foreign Securities: Investments in foreign securities may be subject to increased volatility as the value of these securities can change more rapidly and extremely than can the value of U.S. securities. Foreign securities are subject to increased issuer risk because foreign issuers may not experience the same degree of regulation as U.S. issuers do and are held to different reporting, accounting, and auditing standards. In addition, foreign securities are subject to increased costs because there are generally higher commission rates on transactions, transfer taxes, higher custodial costs, and the potential for foreign tax charges on dividend and interest payments. Many foreign markets are relatively small, and securities issued in less-developed countries face the risks of nationalization, expropriation or confiscatory taxation, and adverse changes in investment or exchange control regulations, including suspension of the ability to transfer currency from a country. Economic, political, social, or diplomatic developments can also negatively impact performance.

Lending: Investing in loans creates risk for the borrower, lender, and any other participants. A borrower may fail to make payments of principal, interest, and other amounts in connection with loans of cash or securities or fail to return a borrowed security in a timely manner, which may lead to impairment of the collateral provided by the borrower. Investments in loan participations may be subject to increased credit, pricing, and liquidity risks, with these risks intensified for below investment-grade loans.

Loss of Money: Because the investment's market value may fluctuate up and down, an investor may lose money, including part of the principal, when he or she buys or sells the investment.

Management: Performance is subject to the risk that the advisor's asset allocation and investment strategies do not perform as expected, which may cause the portfolio to underperform its benchmark, other investments with similar objectives, or the market in general. The investment is subject to the risk of loss of income and capital invested, and the advisor does not guarantee its value, performance, or any particular rate of return.

Market/Market Volatility: The market value of the portfolio's securities may fall rapidly or unpredictably because of changing economic, political, or market conditions, which may reduce the value of the portfolio.

Not FDIC Insured: The investment is not a deposit or obligation of, or guaranteed or endorsed by, any bank and is not insured by the Federal Deposit Insurance Corporation, the Federal Reserve Board, or any other U.S. governmental agency.

Other: The investment's performance may be impacted by its concentration in a certain type of security, adherence to a particular investing strategy, or a unique aspect of its structure and costs.

Small Cap: Concentrating assets in small-capitalization stocks may subject the portfolio to the risk that those stocks underperform other capitalizations or the market as a whole. Smaller, less-seasoned companies may be subject to increased liquidity risk compared with mid- and large-cap companies and may experience greater price volatility than do those securities because of limited product lines, management experience, market share, or financial resources, among other factors.

Value Investing: Value securities may be subject to the risk that these securities cannot overcome the adverse factors the advisor believes are responsible for their low price or that the market may not recognize their fundamental value as the advisor predicted. Value securities are not expected to experience significant earnings growth and may underperform growth stocks in certain markets.