



Fidelity Diversified International Fund

AS OF 2025-03-31

INVESTMENT STRATEGY: The investment seeks capital growth. The fund normally invests primarily in non-U.S. securities. It normally invests primarily in common stocks. The advisor allocates investments across different countries and regions. The advisor uses fundamental analysis of factors such as each issuer's financial condition and industry position, as well as market and economic conditions, to select investments.

Fund Category:
Stock

Morningstar Category¹¹:
Foreign Large Growth

PORTFOLIO DETAILS

Ticker	FDIVX
Inception Date	1991-12-27
Gross Expense Ratio ^{f1} (%)	0.59
Net Expense Ratio ^{f1} (%)	0.59
Fund Total Net Assets (\$M)	10,220.60
Management Company	Fidelity Management & Research Company L
Portfolio Managers	William Bower

TOP TEN HOLDINGS AS OF 2025-02-28

	% of Assets
Hitachi Ltd	2.68
SAP SE	2.64
Novo Nordisk AS Class B	2.23
ASML Holding NV ADR	2.13
AstraZeneca PLC	1.91
UniCredit SpA	1.84
Lvmh Moet Hennessy Louis Vuitton SE	1.77
Taiwan Semiconductor Manufacturing Co Lt	1.76
London Stock Exchange Group PLC	1.76
Allianz SE	1.73

KEY STATISTICS

Turnover Ratio (%) (annualized)	35
Beta ^{b1} (3y) (MSCI EAFE NR USD)	1.03
R-squared ^{b53} (%) (3y) (MSCI EAFE NR USD)	94.50
Sharpe Ratio ^{b54} (3y)	0.08
# of Stock Holdings	131
# of Bond Holdings	0

PRINCIPAL RISKS

Principal Risks include: Country or Region, Equity Securities, Foreign Securities, Issuer, Loss of Money, Market/Market Volatility and Not FDIC Insured. See disclosure for details.

Average Annual Total Returns %

As of 2025-03-31

	YTD	1 Year	3 Year	5 Year	10 Year	Since Inception
Fidelity Diversified International Fund	5.15	3.54	4.55	10.80	5.76	--
MSCI EAFE Index ^{b8}	6.86	4.88	6.05	11.77	5.40	--
Foreign Large Growth ^{b13}	2.89	1.27	2.65	9.09	5.53	--

Performance data quoted represents past performance. Past performance is no guarantee of future results. Due to market volatility, current performance may be less or higher than the figures shown. Investment return and principal value will fluctuate so that upon redemption, shares may be worth more or less than their original cost. Performance data does not reflect deduction of redemption fee, which, if such fee exists, would lower performance. For current to the most recent month-end performance information, please log onto myplan.johnhancock.com or call a John Hancock representative at (800) 294-3575.

Morningstar Category

EQUITY STYLE BOX

			LARGE
			MEDIUM
			SMALL
VALUE	BLEND	GROWTH	

MORNINGSTAR RATING^{m2}

OVERALL (Out of 369 Funds)

★★★★★

3 YEAR (Out of 369 Funds)

★★★★★

5 YEAR (Out of 335 Funds)

★★★★★

10 YEAR (Out of 213 Funds)

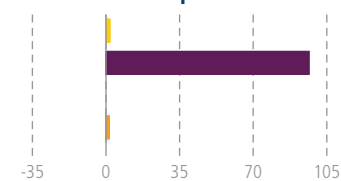
★★★★★

Morningstar Volatility Analysis

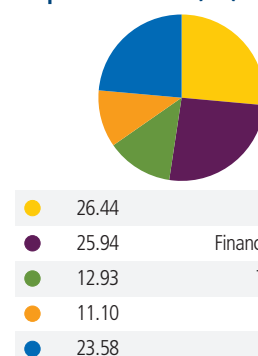


This investment has shown a relatively moderate range of price fluctuations in the past. For this reason, it currently lands in the middle third of all investments with records of at least three years. However, this investment may experience larger or smaller price declines or price increases depending on market conditions. To offset some of the investment's risk, investors may wish to own investments with different portfolio makeups or investment strategies.

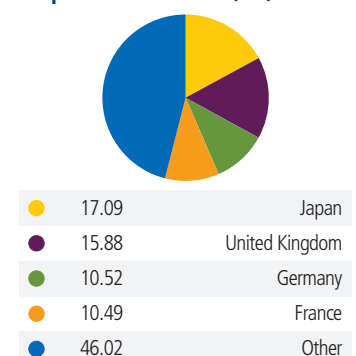
Portfolio Snapshot^{b2}



Top Sectors^{b2} (%)



Top Countries^{b2} (%)



^{f1} The Gross Expense Ratio does not include fee waivers or expense reimbursements which result in lower actual cost to the investor. The Net Expense Ratio represents the effect of a fee waiver and/or expense reimbursement and is subject to change.

Marketing support services are provided by John Hancock Distributors LLC.

A fund's investment objectives, risks, charges and expenses should be considered carefully before investing. The prospectus contains this and other important information about the fund. To obtain a prospectus, contact John Hancock Retirement Plan Services LLC at (800) 294-3575 or visit our website at myplan.johnhancock.com. Please read the prospectus carefully before investing or sending money.

Important Notes

Other:

m1. For each fund with at least a three-year history, Morningstar calculates a Morningstar Rating™ based on a Morningstar Risk-Adjusted Return measure that accounts for variation in a fund's monthly performance (not including the effects of sales charges, loads, and redemption fees), placing more emphasis on downward variations and rewarding consistent performance. Exchange traded funds and open-ended mutual funds are considered a single population for comparative purposes. The top 10% of funds in each category receive five stars, then next 22.5% receive four stars, the middle 35% receive three stars, the next 22.5% receive two stars, and the bottom 10% receive one star. The Overall Morningstar Rating™ for a fund is derived from a weighted average of the performance figures associated with its three-, five- and 10-year (if applicable) Morningstar Rating™ metrics. The rating formula most heavily weights the three year rating, using the following calculation: 100% three-year rating for 36-59 months of total returns, 60% five-year rating/40% three-year rating for 60-119 months of total returns, and 50% 10-year rating/30% five-year rating/20% three-year rating for 120 or more months of total returns. Past performance does not guarantee future results.

b1. Beta measures the sensitivity of the fund to its benchmark. The beta of the market (as represented by the benchmark) is 1.00. Accordingly, a fund with a 1.10 beta is expected to have 10% more volatility than the market.

b2. The portfolio composition, industry sectors, top ten holdings, and credit analysis are presented to illustrate examples of securities that the fund has bought and diversity of areas in which the fund may invest and may not be representative of the fund's current or future investments. The top ten holdings do not include money market instruments and/or futures contracts. The figures presented are as of date shown, do not include the fund's entire investment portfolio, and may change at any time.

b13. Foreign Large Growth Average is the average annual total return of the universe of mutual funds designated by Morningstar, Inc. as comprising the Morningstar Foreign Large Growth category.

b53. R-squared measures the degree to which the fund and its benchmark index are correlated. The closer it is to 100%, the more similar the historical performance between the two.

b54. Sharpe ratio is a measure of excess return per unit of risk, as defined by standard deviation. A higher Sharpe ratio suggests better risk-adjusted performance.

Fund data, Style Box and Morningstar Portfolio Ratings All Morningstar data is © 2017 by Morningstar, Inc. All rights reserved. The information contained herein: (1) is proprietary to Morningstar and/or its content providers; (2) may not be copied or distributed; and (3) is not warranted to be accurate, complete or timely. Neither Morningstar nor its content providers are responsible for any damages or losses arising from any use of this information.

Index Description:

i38. MSCI EAFE Index: The Morgan Stanley Capital International (MSCI) Europe, Australasia, and Far East Index - the EAFE Index - is an unmanaged, capitalization-weighted index containing approximately 985 equity securities located outside the U.S. Results assume the reinvestment of all capital gain and dividend distributions. An investment cannot be made directly into an index.

Morningstar Category Description:

c11. Foreign large-growth portfolios focus on high-priced growth stocks, mainly outside of the United States. Most of these portfolios divide their assets among a dozen or more developed markets, including Japan, Britain, France, and Germany. These portfolios primarily invest in stocks that have market caps in the top 70% of each economically integrated market (such as Europe or Asia ex-Japan). Growth is defined based on fast growth (high growth rates for earnings, sales, book value, and cash flow) and high valuations (high price ratios and low dividend yields). These portfolios typically will have less than 20% of assets invested in U.S. stocks.

Principal Risks

Country or Region: Investments in securities from a particular country or region may be subject to the risk of adverse social, political, regulatory, or economic events occurring in that country or region. Country- or region-specific risks also include the risk that adverse securities markets or exchange rates may impact the value of securities from those areas.

Equity Securities: The value of equity securities, which include common, preferred, and convertible preferred stocks, will fluctuate based on changes in their issuers' financial conditions, as well as overall market and economic conditions, and can decline in the event of deteriorating issuer, market, or economic conditions.

Foreign Securities: Investments in foreign securities may be subject to increased volatility as the value of these securities can change more rapidly and extremely than can the value of U.S. securities. Foreign securities are subject to increased issuer risk because foreign issuers may not experience the same degree of regulation as U.S. issuers do and are held to different reporting, accounting, and auditing standards. In addition, foreign securities are subject to increased costs because there are generally higher commission rates on transactions, transfer taxes, higher custodial costs, and the potential for foreign tax charges on dividend and interest payments. Many foreign markets are relatively small, and securities issued in less-developed countries face the risks of nationalization, expropriation or confiscatory taxation, and adverse changes in investment or exchange control regulations, including suspension of the ability to transfer currency from a country. Economic, political, social, or diplomatic developments can also negatively impact performance.

Issuer: A stake in any individual security is subject to the risk that the issuer of that security performs poorly, resulting in a decline in the security's value. Issuer-related declines may be caused by poor management decisions, competitive pressures, technological breakthroughs, reliance on suppliers, labor problems or shortages, corporate restructurings, fraudulent disclosures, or other factors. Additionally, certain issuers may be more sensitive to adverse issuer, political, regulatory, market, or economic developments.

Loss of Money: Because the investment's market value may fluctuate up and down, an investor may lose money, including part of the principal, when he or she buys or sells the investment.

Market/Market Volatility: The market value of the portfolio's securities may fall rapidly or unpredictably because of changing economic, political, or market conditions, which may reduce the value of the portfolio.

Not FDIC Insured: The investment is not a deposit or obligation of, or guaranteed or endorsed by, any bank and is not insured by the Federal Deposit Insurance Corporation, the Federal Reserve Board, or any other U.S. governmental agency.