



T. Rowe Price Retirement I 2035 Fund (Class I)

AS OF 2023-12-31

INVESTMENT STRATEGY: The investment seeks the highest total return over time consistent with an emphasis on both capital growth and income. The fund pursues its objective by investing in a diversified portfolio of other T. Rowe Price stock and bond mutual funds that represent various asset classes and sectors. The fund's allocation among T. Rowe Price mutual funds will change over time in relation to its target retirement date. It is primarily designed for an investor who anticipates retiring at or about the target date and who plans to withdraw the value of the account in the fund gradually after retirement.

Fund Category:
**Balanced/Asset
Allocation**

Morningstar Category⁴³:
Target-Date 2035

PORTFOLIO DETAILS

Ticker	TRPJX
Inception Date	2015-09-29
Gross Expense Ratio ^{f1} (%)	0.42
Net Expense Ratio ^{f1} (%)	0.42
Fund Total Net Assets (\$M)	9,642.58
Management Company	T. Rowe Price Associates, Inc.
Portfolio Managers	Wyatt A. Lee Kimberly E. DeDominicis Andrew G. Jacobs van Merlen
Blackout Holding Period (Days)	30
Blackout Minimum Amount (\$)	0.00

Average Annual Total Returns %

As of 2023-12-31

	YTD	1 Year	3 Year	5 Year	10 Year	Since Inception
T. Rowe Price Retirement I 2035 Fund	18.32	18.32	3.87	10.20	--	9.42
S&P Target Date 2035 Total Ret ⁹	16.63	16.63	4.45	9.44	7.04	--
Target-Date 2035 ^{b44}	16.24	16.24	3.28	9.06	6.65	--

Performance data quoted represents past performance. Past performance is no guarantee of future results. Due to market volatility, current performance may be less or higher than the figures shown. Investment return and principal value will fluctuate so that upon redemption, shares may be worth more or less than their original cost. Performance data does not reflect deduction of redemption fee, which, if such fee exists, would lower performance. For current to the most recent month-end performance information, please log onto myplan.johnhancock.com or call a John Hancock representative at (800) 294-3575.

TOP TEN HOLDINGS AS OF 2023-09-30

	% of Assets
T. Rowe Price Growth Stock Z	12.95
T. Rowe Price Value Z	12.53
T. Rowe Price Equity Index 500 Z	8.35
T. Rowe Price New Income Z	7.35
T. Rowe Price Overseas Stock Z	6.58
T. Rowe Price US Large-Cap Core Z	6.46
T. Rowe Price International Value Eq Z	5.76
T. Rowe Price International Stock Z	5.44
T. Rowe Price Real Assets Z	4.96
T. Rowe Price Mid-Cap Growth Z	3.19

KEY STATISTICS

Turnover Ratio (%) (annualized)	22
Sharpe Ratio ^{b54} (3y)	0.16

PRINCIPAL RISKS

Principal Risks include: Active Management, Bank Loans, Capitalization, Credit and Counterparty, Emerging Markets, Equity Securities, Extension, Fixed-Income Securities, Foreign Securities, Inflation/Deflation, Interest Rate, Loss of Money, Management, Market/Market Volatility, Not FDIC Insured, Other, Prepayment (Call), Restricted/Illiquid Securities, Target Date and Underlying Fund/Fund of Funds. See disclosure for details.

Morningstar Category

EQUITY STYLE BOX

			LARGE
			MEDIUM
			SMALL
VALUE	BLEND	GROWTH	

MORNINGSTAR RATING^{m2}

OVERALL (Out of 187 Funds)

★★★★★

3 YEAR (Out of 187 Funds)

★★★★★

5 YEAR (Out of 174 Funds)

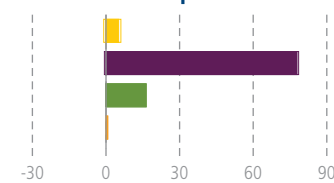
★★★★★

Morningstar Volatility Analysis

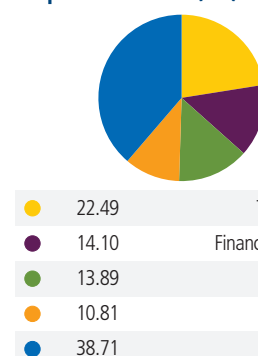


This investment has shown a relatively moderate range of price fluctuations in the past. For this reason, it currently lands in the middle third of all investments with records of at least three years. However, this investment may experience larger or smaller price declines or price increases depending on market conditions. To offset some of the investment's risk, investors may wish to own investments with different portfolio makeups or investment strategies.

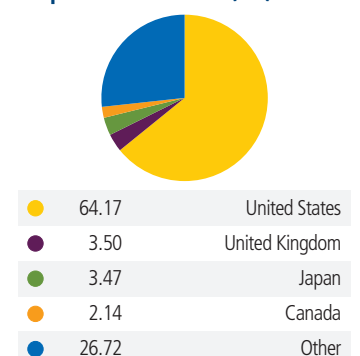
Portfolio Snapshot^{b2}



Top Sectors^{b2} (%)



Top Countries^{b2} (%)



^{f1} The Gross Expense Ratio does not include fee waivers or expense reimbursements which result in lower actual cost to the investor. The Net Expense Ratio represents the effect of a fee waiver and/or expense reimbursement and is subject to change.

Marketing support services are provided by John Hancock Distributors LLC.

The target date is the expected year in which participants in a Target Date Portfolio plan to retire and no longer make contributions. The investment strategy of these Portfolios are designed to become more conservative over time as the target date approaches (or if applicable passes) the target retirement date. The principal value of your investment as well as your potential rate of return, are not guaranteed at any time, including at or after the target retirement date. An investor should examine the asset allocation of the fund to ensure it is consistent with their own risk tolerance.

A fund's investment objectives, risks, charges and expenses should be considered carefully before investing. The prospectus contains this and other important information about the fund. To obtain a prospectus, contact John Hancock Retirement Plan Services LLC at (800) 294-3575 or visit our website at myplan.johnhancock.com. Please read the prospectus carefully before investing or sending money.

Important Notes

Other:

m1. For each fund with at least a three-year history, Morningstar calculates a Morningstar Rating™ based on a Morningstar Risk-Adjusted Return measure that accounts for variation in a fund's monthly performance (not including the effects of sales charges, loads, and redemption fees), placing more emphasis on downward variations and rewarding consistent performance. Exchange traded funds and open-ended mutual funds are considered a single population for comparative purposes. The top 10% of funds in each category receive five stars, then next 22.5% receive four stars, the middle 35% receive three stars, the next 22.5% receive two stars, and the bottom 10% receive one star. The Overall Morningstar Rating™ for a fund is derived from a weighted average of the performance figures associated with its three-, five- and 10-year (if applicable) Morningstar Rating™ metrics. The rating formula most heavily weights the three year rating, using the following calculation: 100% three-year rating for 36-59 months of total returns, 60% five-year rating/40% three-year rating for 60-119 months of total returns, and 50% 10-year rating/30% five-year rating/20% three-year rating for 120 or more months of total returns. Past performance does not guarantee future results.

b2. The portfolio composition, industry sectors, top ten holdings, and credit analysis are presented to illustrate examples of securities that the fund has bought and diversity of areas in which the fund may invest and may not be representative of the fund's current or future investments. The top ten holdings do not include money market instruments and/or futures contracts. The figures presented are as of date shown, do not include the fund's entire investment portfolio, and may change at any time.

b44. Target-Date 2035 Average is the average annual total return of the universe of mutual funds designated by Morningstar, Inc. as comprising the Morningstar Target-Date 2035 category.

Principal Risks

Active Management: The investment is actively managed and subject to the risk that the advisor's usage of investment techniques and risk analyses to make investment decisions fails to perform as expected, which may cause the portfolio to lose value or underperform investments with similar objectives and strategies or the market in general.

Bank Loans: Investments in bank loans, also known as senior loans or floating-rate loans, are rated below-investment grade and may be subject to a greater risk of default than are investment-grade loans, reducing the potential for income and potentially leading to impairment of the collateral provided by the borrower. Bank loans pay interest at rates that are periodically reset based on changes in interest rates and may be subject to increased prepayment and liquidity risks.

Capitalization: Concentrating assets in stocks of one or more capitalizations (small, mid, or large) may be subject to both the specific risks of those capitalizations as well as increased volatility because stocks of specific capitalizations tend to go through cycles of beating or lagging the market as a whole.

Credit and Counterparty: The issuer or guarantor of a fixed-income security, counterparty to an OTC derivatives contract, or other borrower may not be able to make timely principal, interest, or settlement payments on an obligation. In this event, the issuer of a fixed-income security may have its credit rating downgraded or defaulted, which may reduce the potential for income and value of the portfolio.

Emerging Markets: Investments in emerging- and frontier-markets securities may be subject to greater market, credit, currency, liquidity, legal, political, and other risks compared with assets invested in developed foreign countries.

Equity Securities: The value of equity securities, which include common, preferred, and convertible preferred stocks, will fluctuate based on changes in their issuers' financial conditions, as well as overall market and economic conditions, and can decline in the event of deteriorating issuer, market, or economic conditions.

Extension: The issuer of a security may repay principal more slowly than expected because of rising interest rates. In this event, short- and medium-duration securities are effectively converted into longer-duration securities, increasing their sensitivity to interest-rate changes and causing their prices to decline.

Fixed-Income Securities: The value of fixed-income or debt securities may be susceptible to general movements in the bond market and are subject to interest-rate and credit risk.

b54. Sharpe ratio is a measure of excess return per unit of risk, as defined by standard deviation. A higher Sharpe ratio suggests better risk-adjusted performance.

Fund data, Style Box and Morningstar Portfolio Ratings All Morningstar data is © 2017 by Morningstar, Inc. All rights reserved. The information contained herein: (1) is proprietary to Morningstar and/or its content providers; (2) may not be copied or distributed; and (3) is not warranted to be accurate, complete or timely. Neither Morningstar nor its content providers are responsible for any damages or losses arising from any use of this information.

Index Description:

i9. S&P Target Date Total Return Indices are designed to measure the performance of multi-asset-class portfolios. The indices were designed as benchmarks for the growing category of "target date" funds, which are typically used to plan for retirement or other long-term savings goals. The indices automatically adjust their asset allocations over time to reflect reductions in potential risk as an investor's target date approaches.

Morningstar Category Description:

c43. Target-date portfolios provide diversified exposure to stocks, bonds, and cash for those investors who have a specific date in mind (in this case, the years 2031-2035) for retirement. These portfolios aim to provide investors with an optimal level of return and risk, based solely on the target date. Management adjusts the allocation among asset classes to more-conservative mixes as the target date approaches, following a preset glide path. A target-date portfolio is part of a series of funds offering multiple retirement dates to investors.

Foreign Securities: Investments in foreign securities may be subject to increased volatility as the value of these securities can change more rapidly and extremely than can the value of U.S. securities. Foreign securities are subject to increased issuer risk because foreign issuers may not experience the same degree of regulation as U.S. issuers do and are held to different reporting, accounting, and auditing standards. In addition, foreign securities are subject to increased costs because there are generally higher commission rates on transactions, transfer taxes, higher custodial costs, and the potential for foreign tax charges on dividend and interest payments. Many foreign markets are relatively small, and securities issued in less-developed countries face the risks of nationalization, expropriation or confiscatory taxation, and adverse changes in investment or exchange control regulations, including suspension of the ability to transfer currency from a country. Economic, political, social, or diplomatic developments can also negatively impact performance.

Inflation/Deflation: A change of asset value may occur because of inflation or deflation, causing the portfolio to underperform. Inflation may cause the present value of future payments to decrease, causing a decline in the future value of assets or income. Deflation causes prices to decline throughout the economy over time, impacting issuers' creditworthiness and increasing their risk for default, which may reduce the value of the portfolio.

Interest Rate: Most securities are subject to the risk that changes in interest rates will reduce their market value.

Loss of Money: Because the investment's market value may fluctuate up and down, an investor may lose money, including part of the principal, when he or she buys or sells the investment.

Management: Performance is subject to the risk that the advisor's asset allocation and investment strategies do not perform as expected, which may cause the portfolio to underperform its benchmark, other investments with similar objectives, or the market in general. The investment is subject to the risk of loss of income and capital invested, and the advisor does not guarantee its value, performance, or any particular rate of return.

Market/Market Volatility: The market value of the portfolio's securities may fall rapidly or unpredictably because of changing economic, political, or market conditions, which may reduce the value of the portfolio.

Not FDIC Insured: The investment is not a deposit or obligation of, or guaranteed or endorsed by, any bank and is not insured by the Federal Deposit Insurance Corporation, the Federal Reserve Board, or any other U.S. governmental agency.

Other: The investment's performance may be impacted by its concentration in a certain type of security, adherence to a particular investing strategy, or a unique aspect of its structure and costs.



Risks and Disclosures

Prepayment (Call): The issuer of a debt security may be able to repay principal prior to the security's maturity because of an improvement in its credit quality or falling interest rates. In this event, this principal may have to be reinvested in securities with lower interest rates than the original securities, reducing the potential for income.

Restricted/Illiquid Securities: Restricted and illiquid securities may fall in price because of an inability to sell the securities when desired. Investing in restricted securities may subject the portfolio to higher costs and liquidity risk.

Target Date: Target-date funds, also known as lifecycle funds, shift their asset allocation to become increasingly conservative as the target retirement year approaches. Still, investment in target-date funds may lose value near, at, or after the target retirement date, and there is no guarantee they will provide adequate income at retirement.

Underlying Fund/Fund of Funds: A portfolio's risks are closely associated with the risks of the securities and other investments held by the underlying or subsidiary funds, and the ability of the portfolio to meet its investment objective likewise depends on the ability of the underlying funds to meet their objectives. Investment in other funds may subject the portfolio to higher costs than owning the underlying securities directly because of their management fees.