



Vanguard Total International Stock Index Fund (Admiral Shares)

AS OF 2024-03-31

INVESTMENT STRATEGY: The investment seeks to track the performance of a benchmark index that measures the investment return of stocks issued by companies located in developed and emerging markets, excluding the United States. The manager employs an indexing investment approach designed to track the performance of the FTSE Global All Cap ex US Index, a float-adjusted market-capitalization-weighted index designed to measure equity market performance of companies located in developed and emerging markets, excluding the United States. The fund invests all, or substantially all, of its assets in the common stocks included in its target index.

Fund Category:
Stock

Morningstar Category¹⁰:
Foreign Large Blend

PORTFOLIO DETAILS

Ticker	VTIAX
Inception Date	2010-11-29
Gross Expense Ratio ¹¹ (%)	0.12
Net Expense Ratio ¹¹ (%)	0.12
Fund Total Net Assets (\$M)	73,196.54
Management Company	Vanguard Group Inc
Portfolio Managers	Christine D. Franquin Michael Perre
Blackout Holding Period (Days)	30
Blackout Minimum Amount (\$)	0.00

Average Annual Total Returns %

As of 2024-03-31

	YTD	1 Year	3 Year	5 Year	10 Year	Since Inception
Vanguard Total International Stock Index Fund	4.30	12.96	1.88	6.16	4.45	--
MSCI ACWI ex USA Investable Ma ¹²	4.33	13.20	1.72	6.00	4.32	--
Foreign Large Blend ¹²	5.24	13.54	2.92	6.56	4.53	--


Performance data quoted represents past performance. Past performance is no guarantee of future results. Due to market volatility, current performance may be less or higher than the figures shown. Investment return and principal value will fluctuate so that upon redemption, shares may be worth more or less than their original cost. Performance data does not reflect deduction of redemption fee, which, if such fee exists, would lower performance. For current to the most recent month-end performance information, please log onto myplan.johnhancock.com or call a John Hancock representative at (800) 294-3575.

TOP TEN HOLDINGS AS OF 2024-02-29

	% of Assets
Taiwan Semiconductor Manufacturing Co Lt	1.73
Novo Nordisk A/S Class B	1.23
ASML Holding NV	1.23
Toyota Motor Corp	0.95
Nestle SA	0.91
Samsung Electronics Co Ltd	0.86
Lvmh Moet Hennessy Louis Vuitton SE	0.74
Tencent Holdings Ltd	0.72
Novartis AG Registered Shares	0.69
SAP SE	0.68

Morningstar Category

EQUITY STYLE BOX



MORNINGSTAR RATING¹³



Morningstar Volatility Analysis



This investment has shown a relatively moderate range of price fluctuations in the past. For this reason, it currently lands in the middle third of all investments with records of at least three years. However, this investment may experience larger or smaller price declines or price increases depending on market conditions. To offset some of the investment's risk, investors may wish to own investments with different portfolio makeups or investment strategies.

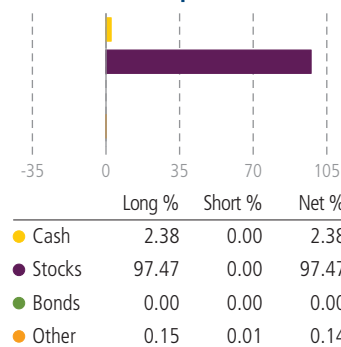
KEY STATISTICS

Turnover Ratio (%) (annualized)	4
Beta ¹⁴ (3y) (FTSE Global All Cap ex US (USA) NR USD)	1.03
R-squared ¹⁵ (%) (3y) (FTSE Global All Cap ex US (USA) NR USD)	98.12
Sharpe Ratio ¹⁶ (3y)	0.02
# of Stock Holdings	8505
# of Bond Holdings	3

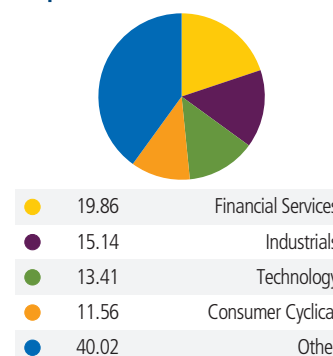
PRINCIPAL RISKS

Principal Risks include: Country or Region, Currency, ETF, Early Close/Late Close/Trading Halt, Emerging Markets, Equity Securities, Index Correlation/Tracking Error, Loss of Money, Management, Market Trading, Market/Market Volatility, Not FDIC Insured and Replication Management. See disclosure for details.

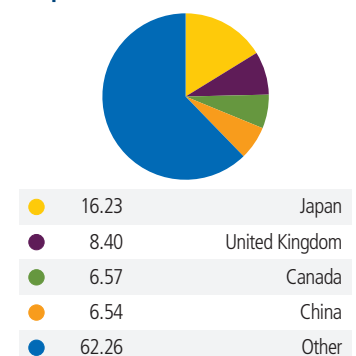
Portfolio Snapshot^{b2}



Top Sectors^{b2} (%)



Top Countries^{b2} (%)



¹¹ The Gross Expense Ratio does not include fee waivers or expense reimbursements which result in lower actual cost to the investor. The Net Expense Ratio represents the effect of a fee waiver and/or expense reimbursement and is subject to change.

Marketing support services are provided by John Hancock Distributors LLC.

A fund's investment objectives, risks, charges and expenses should be considered carefully before investing. The prospectus contains this and other important information about the fund. To obtain a prospectus, contact John Hancock Retirement Plan Services LLC at (800) 294-3575 or visit our website at myplan.johnhancock.com. Please read the prospectus carefully before investing or sending money.

Important Notes

Other:

m1. For each fund with at least a three-year history, Morningstar calculates a Morningstar Rating™ based on a Morningstar Risk-Adjusted Return measure that accounts for variation in a fund's monthly performance (not including the effects of sales charges, loads, and redemption fees), placing more emphasis on downward variations and rewarding consistent performance. Exchange traded funds and open-ended mutual funds are considered a single population for comparative purposes. The top 10% of funds in each category receive five stars, then next 22.5% receive four stars, the middle 35% receive three stars, the next 22.5% receive two stars, and the bottom 10% receive one star. The Overall Morningstar Rating™ for a fund is derived from a weighted average of the performance figures associated with its three-, five- and 10-year (if applicable) Morningstar Rating™ metrics. The rating formula most heavily weights the three year rating, using the following calculation: 100% three-year rating for 36-59 months of total returns, 60% five-year rating/40% three-year rating for 60-119 months of total returns, and 50% 10-year rating/30% five-year rating/20% three-year rating for 120 or more months of total returns. Past performance does not guarantee future results.

b1. Beta measures the sensitivity of the fund to its benchmark. The beta of the market (as represented by the benchmark) is 1.00. Accordingly, a fund with a 1.10 beta is expected to have 10% more volatility than the market.

b2. The portfolio composition, industry sectors, top ten holdings, and credit analysis are presented to illustrate examples of securities that the fund has bought and diversity of areas in which the fund may invest and may not be representative of the fund's current or future investments. The top ten holdings do not include money market instruments and/or futures contracts. The figures presented are as of date shown, do not include the fund's entire investment portfolio, and may change at any time.

b12. Foreign Large Blend Average is the average annual total return of the universe of mutual funds designated by Morningstar, Inc. as comprising the Morningstar Foreign Large Blend category.

b53. R-squared measures the degree to which the fund and its benchmark index are correlated. The closer it is to 100%, the more similar the historical performance between the two.

b54. Sharpe ratio is a measure of excess return per unit of risk, as defined by standard deviation. A higher Sharpe ratio suggests better risk-adjusted performance.

Fund data, Style Box and Morningstar Portfolio Ratings All Morningstar data is © 2017 by Morningstar, Inc. All rights reserved. The information contained herein: (1) is proprietary to Morningstar and/or its content providers; (2) may not be copied or distributed; and (3) is not warranted to be accurate, complete or timely. Neither Morningstar nor its content providers are responsible for any damages or losses arising from any use of this information.

Index Description:

i72. MSCI ACWI ex USA Investable Market Index (IMI) captures large, mid and small cap representation across 22 of 23 Developed Markets (DM) countries (excluding the United States) and 21 Emerging Markets (EM) countries. The index covers approximately 99% of the global equity opportunity set outside the US. It is not possible to invest directly in an index.

Morningstar Category Description:

c10. Foreign large-blend portfolios invest in a variety of big international stocks. Most of these portfolios divide their assets among a dozen or more developed markets, including Japan, Britain, France, and Germany. These portfolios primarily invest in stocks that have market caps in the top 70% of each economically integrated market (such as Europe or Asia ex-Japan). The blend style is assigned to portfolios where neither growth nor value characteristics predominate. These portfolios typically will have less than 20% of assets invested in U.S. stocks.

Principal Risks

Country or Region: Investments in securities from a particular country or region may be subject to the risk of adverse social, political, regulatory, or economic events occurring in that country or region. Country- or region-specific risks also include the risk that adverse securities markets or exchange rates may impact the value of securities from those areas.

Currency: Investments in securities traded in foreign currencies or more directly in foreign currencies are subject to the risk that the foreign currency will decline in value relative to the U.S. dollar, which may reduce the value of the portfolio. Investments in currency hedging positions are subject to the risk that the value of the U.S. dollar will decline relative to the currency being hedged, which may result in a loss of money on the investment as well as the position designed to act as a hedge. Cross-currency hedging strategies and active currency positions may increase currency risk because actual currency exposure may be substantially different from that suggested by the portfolio's holdings.

ETF: Investments in exchange-traded funds generally reflect the risks of owning the underlying securities they are designed to track, although they may be subject to greater liquidity risk and higher costs than owning the underlying securities directly because of their management fees. Shares of ETFs are subject to market trading risk, potentially trading at a premium or discount to net asset value.

Early Close/Late Close/Trading Halt: The investment may be unable to rebalance its portfolio or accurately price its holdings if an exchange or market closes early, closes late, or issues trading halts on specific securities or restricts the ability to buy or sell certain securities or financial instruments. Any of these scenarios may cause the investment to incur substantial trading losses.

Emerging Markets: Investments in emerging- and frontier-markets securities may be subject to greater market, credit, currency, liquidity, legal, political, and other risks compared with assets invested in developed foreign countries.

Equity Securities: The value of equity securities, which include common, preferred, and convertible preferred stocks, will fluctuate based on changes in their issuers' financial conditions, as well as overall market and economic conditions, and can decline in the event of deteriorating issuer, market, or economic conditions.

Index Correlation/Tracking Error: A portfolio that tracks an index is subject to the risk that certain factors may cause the portfolio to track its target index less closely, including if the advisor selects securities that are not fully representative of the index. The portfolio will generally reflect the performance of its target index even if the index does not perform well, and it may underperform the index after factoring in fees, expenses, transaction costs, and the size and timing of shareholder purchases and redemptions.

Loss of Money: Because the investment's market value may fluctuate up and down, an investor may lose money, including part of the principal, when he or she buys or sells the investment.

Management: Performance is subject to the risk that the advisor's asset allocation and investment strategies do not perform as expected, which may cause the portfolio to underperform its benchmark, other investments with similar objectives, or the market in general. The investment is subject to the risk of loss of income and capital invested, and the advisor does not guarantee its value, performance, or any particular rate of return.

Market Trading: Because shares of the investment are traded on the secondary market, investors are subject to the risks that shares may trade at a premium or discount to net asset value. There is no guarantee that an active trading market for these shares will be maintained.

Market/Market Volatility: The market value of the portfolio's securities may fall rapidly or unpredictably because of changing economic, political, or market conditions, which may reduce the value of the portfolio.

Not FDIC Insured: The investment is not a deposit or obligation of, or guaranteed or endorsed by, any bank and is not insured by the Federal Deposit Insurance Corporation, the Federal Reserve Board, or any other U.S. governmental agency.

Replication Management: The investment does not seek investment returns in excess of the underlying index. Therefore, it will not generally sell a security unless it was removed from the index, even if the security's issuer is in financial trouble.