



Vanguard Target Retirement 2020 Fund

AS OF 2024-03-31

INVESTMENT STRATEGY: The investment seeks to provide capital appreciation and current income consistent with its current asset allocation. The fund invests in a mix of Vanguard mutual funds according to an asset allocation strategy designed for investors planning to retire and leave the workforce in or within a few years of 2020 (the target year). The fund's asset allocation will become more conservative over time, meaning that the percentage of assets allocated to stocks will decrease while the percentage of assets allocated to bonds and other fixed income investments will increase.

Fund Category:
Balanced/Asset Allocation

Morningstar Category⁴⁰:
Target-Date 2020

PORTFOLIO DETAILS

Ticker	VTWNX
Inception Date	2006-06-07
Gross Expense Ratio ^{f1} (%)	0.08
Net Expense Ratio ^{f1} (%)	0.08
Fund Total Net Assets (\$M)	38,212.90
Management Company	Vanguard Group Inc
Portfolio Managers	Michael R. Roach Walter Nejman Aurélie Denis Roger Aliaga-Diaz
Blackout Holding Period (Days)	30
Blackout Minimum Amount (\$)	0.00

Average Annual Total Returns %

As of 2024-03-31

	YTD	1 Year	3 Year	5 Year	10 Year	Since Inception
Vanguard Target Retirement 2020 Fund	2.83	10.42	1.98	5.60	5.63	--
Morningstar Lifetime Moderate ⁸⁷	2.72	9.60	1.19	5.07	5.04	--
Target-Date 2020 ^{b41}	3.36	10.66	1.94	5.41	5.24	--

Performance data quoted represents past performance. Past performance is no guarantee of future results. Due to market volatility, current performance may be less or higher than the figures shown. Investment return and principal value will fluctuate so that upon redemption, shares may be worth more or less than their original cost. Performance data does not reflect deduction of redemption fee, which, if such fee exists, would lower performance. For current to the most recent month-end performance information, please log onto myplan.johnhancock.com or call a John Hancock representative at (800) 294-3575.

TOP TEN HOLDINGS AS OF 2024-02-29

	% of Assets
Vanguard Total Bond Market II Idx Inv	33.14
Vanguard Total Stock Mkt Idx Instl Pls	23.48
Vanguard Total Intl Stock Index Inv	16.01
Vanguard Total Intl Bd II Idx Instl	14.65
Vanguard Shrt-Term Infl-Prot Sec Idx Adm	11.93

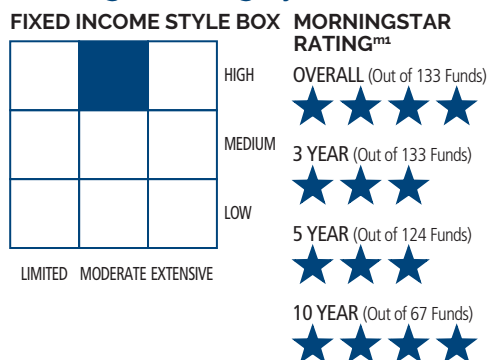
KEY STATISTICS

Turnover Ratio (%) (annualized)	3
Sharpe Ratio ^{b54} (3y)	-0.05

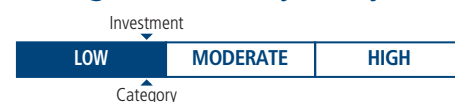
PRINCIPAL RISKS

Principal Risks include: Country or Region, Currency, Equity Securities, Fixed-Income Securities, Foreign Securities, Loss of Money, Management, Market/Market Volatility, Not FDIC Insured, Target Date and Underlying Fund/Fund of Funds. See disclosure for details.

Morningstar Category

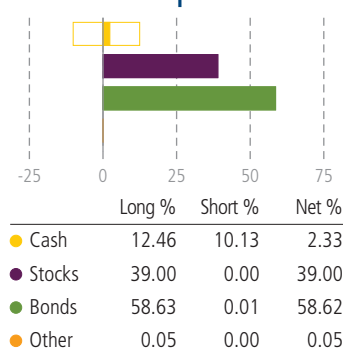


Morningstar Volatility Analysis

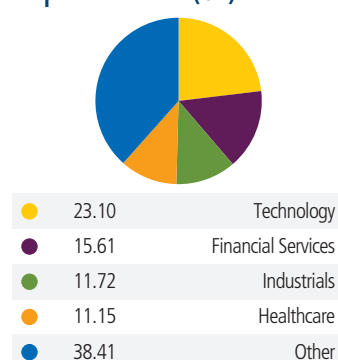


This investment has shown a relatively small range of price fluctuations in the past. Based on this measure, currently more than two thirds of all mutual funds with three-year histories have shown higher levels of risk.

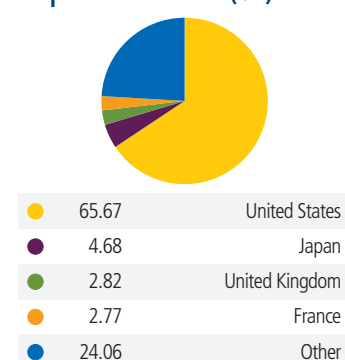
Portfolio Snapshot^{b2}



Top Sectors^{b2} (%)



Top Countries^{b2} (%)



f1. The Gross Expense Ratio does not include fee waivers or expense reimbursements which result in lower actual cost to the investor. The Net Expense Ratio represents the effect of a fee waiver and/or expense reimbursement and is subject to change.

Marketing support services are provided by John Hancock Distributors LLC.

The target date is the expected year in which participants in a Target Date Portfolio plan to retire and no longer make contributions. The investment strategy of these Portfolios are designed to become more conservative over time as the target date approaches (or if applicable passes) the target retirement date. The principal value of your investment as well as your potential rate of return, are not guaranteed at any time, including at or after the target retirement date. An investor should examine the asset allocation of the fund to ensure it is consistent with their own risk tolerance.

A fund's investment objectives, risks, charges and expenses should be considered carefully before investing. The prospectus contains this and other important information about the fund. To obtain a prospectus, contact John Hancock Retirement Plan Services LLC at (800) 294-3575 or visit our website at myplan.johnhancock.com. Please read the prospectus carefully before investing or sending money.

Important Notes

Other:

m1. For each fund with at least a three-year history, Morningstar calculates a Morningstar Rating™ based on a Morningstar Risk-Adjusted Return measure that accounts for variation in a fund's monthly performance (not including the effects of sales charges, loads, and redemption fees), placing more emphasis on downward variations and rewarding consistent performance. Exchange traded funds and open-ended mutual funds are considered a single population for comparative purposes. The top 10% of funds in each category receive five stars, then next 22.5% receive four stars, the middle 35% receive three stars, the next 22.5% receive two stars, and the bottom 10% receive one star. The Overall Morningstar Rating™ for a fund is derived from a weighted average of the performance figures associated with its three-, five- and 10-year (if applicable) Morningstar Rating™ metrics. The rating formula most heavily weights the three year rating, using the following calculation: 100% three-year rating for 36-59 months of total returns, 60% five-year rating/40% three-year rating for 60-119 months of total returns, and 50% 10-year rating/30% five-year rating/20% three-year rating for 120 or more months of total returns. Past performance does not guarantee future results.

b2. The portfolio composition, industry sectors, top ten holdings, and credit analysis are presented to illustrate examples of securities that the fund has bought and diversity of areas in which the fund may invest and may not be representative of the fund's current or future investments. The top ten holdings do not include money market instruments and/or futures contracts. The figures presented are as of date shown, do not include the fund's entire investment portfolio, and may change at any time.

b41. Target-Date 2020 Average is the average annual total return of the universe of mutual funds designated by Morningstar, Inc. as comprising the Morningstar Target-Date 2020 category.

b54. Sharpe ratio is a measure of excess return per unit of risk, as defined by standard deviation. A higher Sharpe ratio suggests better risk-adjusted performance.

Fund data, Style Box and Morningstar Portfolio Ratings All Morningstar data is © 2017 by Morningstar, Inc. All rights reserved. The information contained herein: (1) is proprietary to Morningstar and/or its content providers; (2) may not be copied or distributed; and (3) is not warranted to be accurate, complete or timely. Neither Morningstar nor its content providers are responsible for any damages or losses arising from any use of this information.

Index Description:

i87. The Morningstar Lifetime Moderate 2020 Index measures the performance of a portfolio of global equities, bonds and traditional inflation hedges such as commodities and TIPS. This portfolio is held in proportions appropriate for a US investor who has a target maturity date of 2020. The Moderate risk profile is for investors who are comfortable with average exposure to equity market volatility. An investment cannot be made directly into an index.

Morningstar Category Description:

c40. Target-date portfolios provide diversified exposure to stocks, bonds, and cash for those investors who have a specific date in mind (in this case, the years 2016-2020) for retirement. These portfolios aim to provide investors with an optimal level of return and risk, based solely on the target date. Management adjusts the allocation among asset classes to more-conservative mixes as the target date approaches, following a preset glide path. A target-date portfolio is part of a series of funds offering multiple retirement dates to investors.

Principal Risks

Country or Region: Investments in securities from a particular country or region may be subject to the risk of adverse social, political, regulatory, or economic events occurring in that country or region. Country- or region-specific risks also include the risk that adverse securities markets or exchange rates may impact the value of securities from those areas.

Currency: Investments in securities traded in foreign currencies or more directly in foreign currencies are subject to the risk that the foreign currency will decline in value relative to the U.S. dollar, which may reduce the value of the portfolio. Investments in currency hedging positions are subject to the risk that the value of the U.S. dollar will decline relative to the currency being hedged, which may result in a loss of money on the investment as well as the position designed to act as a hedge. Cross-currency hedging strategies and active currency positions may increase currency risk because actual currency exposure may be substantially different from that suggested by the portfolio's holdings.

Equity Securities: The value of equity securities, which include common, preferred, and convertible preferred stocks, will fluctuate based on changes in their issuers' financial conditions, as well as overall market and economic conditions, and can decline in the event of deteriorating issuer, market, or economic conditions.

Fixed-Income Securities: The value of fixed-income or debt securities may be susceptible to general movements in the bond market and are subject to interest-rate and credit risk.

Foreign Securities: Investments in foreign securities may be subject to increased volatility as the value of these securities can change more rapidly and extremely than can the value of U.S. securities. Foreign securities are subject to increased issuer risk because foreign issuers may not experience the same degree of regulation as U.S. issuers do and are held to different reporting, accounting, and auditing standards. In addition, foreign securities are subject to increased costs because there are generally higher commission rates on transactions, transfer taxes, higher custodial costs, and the potential for foreign tax charges on dividend and interest payments. Many foreign markets are relatively small, and securities issued in less-developed countries face the risks of nationalization, expropriation or confiscatory taxation, and adverse changes in investment or exchange control regulations, including suspension of the ability to transfer currency from a country. Economic, political, social, or diplomatic developments can also negatively impact performance.

Loss of Money: Because the investment's market value may fluctuate up and down, an investor may lose money, including part of the principal, when he or she buys or sells the investment.

Management: Performance is subject to the risk that the advisor's asset allocation and investment strategies do not perform as expected, which may cause the portfolio to underperform its benchmark, other investments with similar objectives, or the market in general. The investment is subject to the risk of loss of income and capital invested, and the advisor does not guarantee its value, performance, or any particular rate of return.

Market/Market Volatility: The market value of the portfolio's securities may fall rapidly or unpredictably because of changing economic, political, or market conditions, which may reduce the value of the portfolio.

Not FDIC Insured: The investment is not a deposit or obligation of, or guaranteed or endorsed by, any bank and is not insured by the Federal Deposit Insurance Corporation, the Federal Reserve Board, or any other U.S. governmental agency.

Target Date: Target-date funds, also known as lifecycle funds, shift their asset allocation to become increasingly conservative as the target retirement year approaches. Still, investment in target-date funds may lose value near, at, or after the target retirement date, and there is no guarantee they will provide adequate income at retirement.

Underlying Fund/Fund of Funds: A portfolio's risks are closely associated with the risks of the securities and other investments held by the underlying or subsidiary funds, and the ability of the portfolio to meet its investment objective likewise depends on the ability of the underlying funds to meet their objectives. Investment in other funds may subject the portfolio to higher costs than owning the underlying securities directly because of their management fees.