



State Street Target Retirement 2030 Fund (Class I)

AS OF 2021-03-31

INVESTMENT STRATEGY: The investment seeks capital growth and income over the long term. SSGA Funds Management, Inc. (the "Adviser" or "SSGA FM") manages the Target Retirement 2030 Fund using a proprietary asset allocation strategy. The fund is a "fund of funds" that invests in a combination of mutual funds and ETFs sponsored by the Adviser or its affiliates ("underlying funds"). It is intended for investors expecting to retire around the year 2030 and likely to stop making new investments in the fund at that time.

Fund Category:
**Balanced/Asset
Allocation**

Morningstar Category⁴²:
Target-Date 2030

PORTFOLIO DETAILS

Ticker	SSBWX
Inception Date	2014-09-30
Gross Expense Ratio ^{f1} (%)	0.40
Net Expense Ratio ^{f1} (%)	0.29
Waiver Type	Contractual (2021-04-30)
Fund Total Net Assets (\$M)	75.74
Management Company	SSGA Funds Management Inc
Portfolio Managers	Michael Narkiewicz Charles L. McGinn

TOP TEN HOLDINGS AS OF 2021-01-31

	% of Assets
State Street Equity 500 Index II	30.58
State Street Glb All Cap Eq ex-US Idx	28.48
State Street Aggregate Bond Idx	15.89
SPDR® Portfolio Long Term Treasury ETF	8.51
State Street Small/Mid Cap Equity Index	8.45
SPDR® Blmbg Barclays High Yield Bd ETF	5.08
SPDR® Blmbg Barclays 1-10 Year TIPS ETF	2.00
State Street Instl US Govt MMkt Premier	0.51
SPDR® Dow Jones Global Real Estate ETF	0.50

KEY STATISTICS

Turnover Ratio (%) (annualized)	27
Sharpe Ratio ^{b54} (3y)	0.80

PRINCIPAL RISKS

Principal Risks include: Active Management, Commodity, Conflict of Interest, Country or Region, Credit and Counterparty, Currency, Depository Receipts, Derivatives, Emerging Markets, Equity Securities, Fixed-Income Securities, Foreign Securities, Forwards, High-Yield Securities, IPO, Income, Index Correlation/Tracking Error, Industry and Sector Investing, Inflation-Protected Securities, Inflation/Deflation, Large Cap, Loss of Money, Management, Market/Market Volatility, Mid-Cap, Mortgage-Backed and Asset-Backed Securities, Not FDIC Insured, Other, Pricing, Quantitative Investing, Real Estate/REIT Sector, Restricted/Illiquid Securities, Shareholder Activity, Small Cap, Target Date, U.S. Government Obligations and Underlying Fund/Fund of Funds. See disclosure for details.

Average Annual Total Returns %

As of 2021-03-31

	YTD	1 Year	3 Year	5 Year	10 Year	Since Inception
State Street Target Retirement 2030 Fund	1.82	38.09	11.49	11.52	--	9.08
Dow Jones Target 2030 Index ⁵²	1.23	28.72	7.87	8.61	7.24	--
Target-Date 2030 ^{b43}	2.64	35.96	9.73	10.29	8.06	--

Performance data quoted represents past performance. Past performance is no guarantee of future results. Due to market volatility, current performance may be less or higher than the figures shown. Investment return and principal value will fluctuate so that upon redemption, shares may be worth more or less than their original cost. Performance data does not reflect deduction of redemption fee, which, if such fee exists, would lower performance. For current to the most recent month-end performance information, please visit www.jhrps.com.

Morningstar Category

EQUITY STYLE BOX

			LARGE
			MEDIUM
			SMALL
VALUE	BLEND	GROWTH	

MORNINGSTAR RATING^{m4}

OVERALL (Out of 192 Funds)

★★★★★

3 YEAR (Out of 192 Funds)

★★★★★

5 YEAR (Out of 149 Funds)

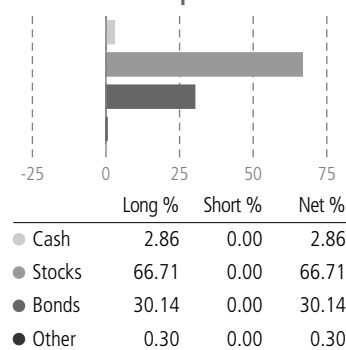
★★★★★

Morningstar Volatility Analysis

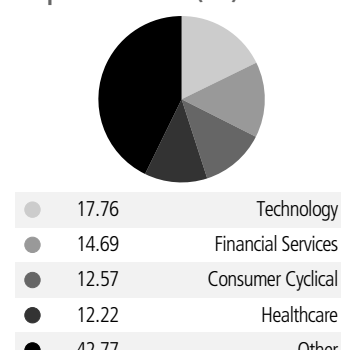


This investment has shown a relatively moderate range of price fluctuations in the past. For this reason, it currently lands in the middle third of all investments with records of at least three years. However, this investment may experience larger or smaller price declines or price increases depending on market conditions. To offset some of the investment's risk, investors may wish to own investments with different portfolio makeups or investment strategies.

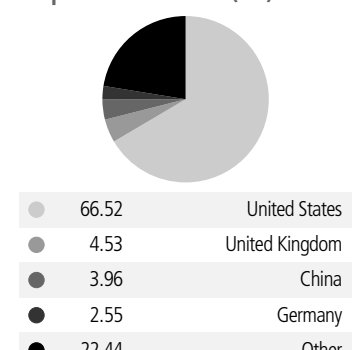
Portfolio Snapshot^{b2}



Top Sectors^{b2} (%)



Top Countries^{b2} (%)



^{f1} The Gross Expense Ratio does not include fee waivers or expense reimbursements which result in lower actual cost to the investor. The Net Expense Ratio represents the effect of a fee waiver and/or expense reimbursement and is subject to change.

Marketing support services are provided by John Hancock Distributors LLC.

The target date is the expected year in which participants in a Target Date Portfolio plan to retire and no longer make contributions. The investment strategy of these Portfolios are designed to become more conservative over time as the target date approaches (or if applicable passes) the target retirement date. The principal value of your investment as well as your potential rate of return, are not guaranteed at any time, including at or after the target retirement date. An investor should examine the asset allocation of the fund to ensure it is consistent with their own risk tolerance.

For more information about this investment option, call your plan's toll-free participant service line or visit www.jhrps.com for a prospectus. Investors are asked to consider the investment objectives, risks, and charges and expenses of the investment options carefully before investing. The prospectus contains this and other information about the investment options. Please read the prospectus carefully before investing or allocating contributions.

Important Notes

Other:

m1. For each fund with at least a three-year history, Morningstar calculates a Morningstar Rating™ based on a Morningstar Risk-Adjusted Return measure that accounts for variation in a fund's monthly performance (not including the effects of sales charges, loads, and redemption fees), placing more emphasis on downward variations and rewarding consistent performance. Exchange traded funds and open-ended mutual funds are considered a single population for comparative purposes. The top 10% of funds in each category receive five stars, then next 22.5% receive four stars, the middle 35% receive three stars, the next 22.5% receive two stars, and the bottom 10% receive one star. The Overall Morningstar Rating™ for a fund is derived from a weighted average of the performance figures associated with its three-, five- and 10-year (if applicable) Morningstar Rating™ metrics. The rating formula most heavily weights the three year rating, using the following calculation: 100% three-year rating for 36-59 months of total returns, 60% five-year rating/40% three-year rating for 60-119 months of total returns, and 50% 10-year rating/30% five-year rating/20% three-year rating for 120 or more months of total returns. Past performance does not guarantee future results.

b2. The portfolio composition, industry sectors, top ten holdings, and credit analysis are presented to illustrate examples of securities that the fund has bought and diversity of areas in which the fund may invest and may not be representative of the fund's current or future investments. The top ten holdings do not include money market instruments and/or futures contracts. The figures presented are as of date shown, do not include the fund's entire investment portfolio, and may change at any time.

b43. Target-Date 2030 Average is the average annual total return of the universe of mutual funds designated by Morningstar, Inc. as comprising the Morningstar Target-Date 2030 category.

b54. Sharpe ratio is a measure of excess return per unit of risk, as defined by standard deviation. A higher Sharpe ratio suggests better risk-adjusted performance.

Fund data, Style Box and Morningstar Portfolio Ratings All Morningstar data is © 2017 by Morningstar, Inc. All rights reserved. The information contained herein: (1) is proprietary to Morningstar and/or its content providers; (2) may not be copied or distributed; and (3) is not warranted to be accurate, complete or timely. Neither Morningstar nor its content providers are responsible for any damages or losses arising from any use of this information.

Index Description:

i52. The Dow Jones Target Date Indexes (each an "Index" or collectively the "Indexes") are a series of Indexes designed as benchmarks for multi-asset class portfolios with risk profiles that become more conservative over time. The Index weightings among the major asset classes are adjusted monthly based on a published set of Index rules. The Indexes with longer time horizons have higher allocations to equity securities, while the Indexes with shorter time horizons replace some of their stock allocations with allocations to fixed income securities and money market instruments. You cannot invest directly in an index.

Morningstar Category Description:

c42. Target-date portfolios provide diversified exposure to stocks, bonds, and cash for those investors who have a specific date in mind (in this case, the years 2026-2030) for retirement. These portfolios aim to provide investors with an optimal level of return and risk, based solely on the target date. Management adjusts the allocation among asset classes to more-conservative mixes as the target date approaches, following a preset glide path. A target-date portfolio is part of a series of funds offering multiple retirement dates to investors.

Principal Risks

Active Management: The investment is actively managed and subject to the risk that the advisor's usage of investment techniques and risk analyses to make investment decisions fails to perform as expected, which may cause the portfolio to lose value or underperform investments with similar objectives and strategies or the market in general.

Commodity: Investments in commodity-related instruments are subject to the risk that the performance of the overall commodities market declines and that weather, disease, political, tax, and other regulatory developments adversely impact the value of commodities, which may result in a loss of principal and interest. Commodity-linked investments face increased price volatility and liquidity, credit, and issuer risks compared with their underlying measures.

Conflict of Interest: A conflict of interest may arise if the advisor makes an investment in certain underlying funds based on the fact that those funds are also managed by the advisor or an affiliate or because certain underlying funds may pay higher fees to the advisor than others. In addition, an advisor's participation in the primary or secondary market for loans may be deemed a conflict of interest and limit the ability of the investment to acquire those assets.

Country or Region: Investments in securities from a particular country or region may be subject to the risk of adverse social, political, regulatory, or economic events occurring in that country or region. Country- or region-specific risks also include the risk that adverse securities markets or exchange rates may impact the value of securities from those areas.

Credit and Counterparty: The issuer or guarantor of a fixed-income security, counterparty to an OTC derivatives contract, or other borrower may not be able to make timely principal, interest, or settlement payments on an obligation. In this event, the issuer of a fixed-income security may have its credit rating downgraded or defaulted, which may reduce the potential for income and value of the portfolio.

Currency: Investments in securities traded in foreign currencies or more directly in foreign currencies are subject to the risk that the foreign currency will decline in value relative to the U.S. dollar, which may reduce the value of the portfolio. Investments in currency hedging positions are subject to the risk that the value of the U.S. dollar will decline relative to the currency being hedged, which may result in a loss of money on the investment as well as the position designed to act as a hedge. Cross-currency hedging strategies and active currency positions may increase currency risk because actual currency exposure may be substantially different from that suggested by the portfolio's holdings.

Depository Receipts: Investments in depository receipts generally reflect the risks of the securities they represent, although they may be subject to increased liquidity risk and higher expenses and may not pass through voting and other shareholder rights. Depository receipts cannot be directly exchanged for the securities they represent and may trade at either a discount or premium to those securities.

Derivatives: Investments in derivatives may be subject to the risk that the advisor does not correctly predict the movement of the underlying security, interest rate, market index, or other financial asset, or that the value of the derivative does not correlate perfectly with either the overall market or the underlying asset from which the derivative's value is derived. Because derivatives usually involve a small investment relative to the magnitude of liquidity and other risks assumed, the resulting gain or loss from the transaction will be disproportionately magnified. These investments may result in a loss if the counterparty to the transaction does not perform as promised.

Emerging Markets: Investments in emerging- and frontier-markets securities may be subject to greater market, credit, currency, liquidity, legal, political, and other risks compared with assets invested in developed foreign countries.

Equity Securities: The value of equity securities, which include common, preferred, and convertible preferred stocks, will fluctuate based on changes in their issuers' financial conditions, as well as overall market and economic conditions, and can decline in the event of deteriorating issuer, market, or economic conditions.

Fixed-Income Securities: The value of fixed-income or debt securities may be susceptible to general movements in the bond market and are subject to interest-rate and credit risk.

Foreign Securities: Investments in foreign securities may be subject to increased volatility as the value of these securities can change more rapidly and extremely than can the value of U.S. securities. Foreign securities are subject to increased issuer risk because foreign issuers may not experience the same degree of regulation as U.S. issuers do and are held to different reporting, accounting, and auditing standards. In addition, foreign securities are subject to increased costs because there are generally higher commission rates on transactions, transfer taxes, higher custodial costs, and the potential for foreign tax charges on dividend and interest payments. Many foreign markets are relatively small, and securities issued in less-developed countries face the risks of nationalization, expropriation or confiscatory taxation, and adverse changes in investment or exchange control regulations, including suspension of the ability to transfer currency from a country. Economic, political, social, or diplomatic developments can also negatively impact performance.

Forwards: Investments in forwards may increase volatility and be subject to additional market, active management, currency, and counterparty risks as well as liquidity risk if the contract cannot be closed when desired. Forwards purchased on a when-issued or delayed-delivery basis may be subject to risk of loss if they decline in value prior to delivery, or if the counterparty defaults on its obligation.

High-Yield Securities: Investments in below-investment-grade debt securities and unrated securities of similar credit quality, commonly known as "junk bonds" or "high-yield securities," may be subject to increased interest, credit, and liquidity risks.

IPO: Investing in initial public offerings may increase volatility and have a magnified impact on performance. IPO shares may be sold shortly after purchase, which can increase portfolio turnover and expenses, including commissions and transaction costs. Additionally, IPO shares are subject to increased market, liquidity, and issuer risks.

Income: The investment's income payments may decline depending on fluctuations in interest rates and the dividend payments of its underlying securities. In this event, some investments may attempt to pay the same dividend amount by returning capital.

Index Correlation/Tracking Error: A portfolio that tracks an index is subject to the risk that certain factors may cause the portfolio to track its target index less closely, including if the advisor selects securities that are not fully representative of the index. The portfolio will generally reflect the performance of its target index even if the index does not perform well, and it may underperform the index after factoring in fees, expenses, transaction costs, and the size and timing of shareholder purchases and redemptions.

Industry and Sector Investing: Concentrating assets in a particular industry, sector of the economy, or markets may increase volatility because the investment will be more susceptible to the impact of market, economic, regulatory, and other factors affecting that industry or sector compared with a more broadly diversified asset allocation.

Inflation-Protected Securities: Unlike other fixed-income securities, the values of inflation-protected securities are not significantly impacted by inflation expectations because their interest rates are adjusted for inflation. Generally, the value of inflation-protected securities will fall when real interest rates rise and rise when real interest rates fall.

Inflation/Deflation: A change of asset value may occur because of inflation or deflation, causing the portfolio to underperform. Inflation may cause the present value of future payments to decrease, causing a decline in the future value of assets or income. Deflation causes prices to decline throughout the economy over time, impacting issuers' creditworthiness and increasing their risk for default, which may reduce the value of the portfolio.

Large Cap: Concentrating assets in large-capitalization stocks may subject the portfolio to the risk that those stocks underperform other capitalizations or the market as a whole. Large-cap companies may be unable to respond as quickly as small- and mid-cap companies can to new competitive pressures and may lack the growth potential of those securities. Historically, large-cap companies do not recover as quickly as smaller companies do from market declines.

Loss of Money: Because the investment's market value may fluctuate up and down, an investor may lose money, including part of the principal, when he or she buys or sells the investment.

Management: Performance is subject to the risk that the advisor's asset allocation and investment strategies do not perform as expected, which may cause the portfolio to underperform its benchmark, other investments with similar objectives, or the market in general. The investment is subject to the risk of loss of income and capital invested, and the advisor does not guarantee its value, performance, or any particular rate of return.

Market/Market Volatility: The market value of the portfolio's securities may fall rapidly or unpredictably because of changing economic, political, or market conditions, which may reduce the value of the portfolio.

Mid-Cap: Concentrating assets in mid-capitalization stocks may subject the portfolio to the risk that those stocks underperform other capitalizations or the market as a whole. Mid-cap companies may be subject to increased liquidity risk compared with large-cap companies and may experience greater price volatility than do those securities because of more-limited product lines or financial resources, among other factors.

Mortgage-Backed and Asset-Backed Securities: Investments in mortgage-backed and asset-backed securities may be subject to increased price volatility because of changes in interest rates, issuer information availability, credit quality of the underlying assets, market perception of the issuer, availability of credit enhancement, and prepayment of principal. The value of ABS and MBS may be adversely affected if the underlying borrower fails to pay the loan included in the security.

Not FDIC Insured: The investment is not a deposit or obligation of, or guaranteed or endorsed by, any bank and is not insured by the Federal Deposit Insurance Corporation, the Federal Reserve Board, or any other U.S. governmental agency.

Other: The investment's performance may be impacted by its concentration in a certain type of security, adherence to a particular investing strategy, or a unique aspect of its structure and costs.

Pricing: Some investments may not have a market observed price; therefore, values for these assets may be determined through a subjective valuation methodology. Fair values determined by a subjective methodology may differ from the actual value realized upon sale. Valuation methodologies may also be used to calculate a daily net asset value.

Quantitative Investing: Holdings selected by quantitative analysis may perform differently from the market as a whole based on the factors used in the analysis, the weighting of each factor, and how the factors have changed over time.

Real Estate/REIT Sector: Concentrating assets in the real estate sector or REITs may disproportionately subject the portfolio to the risks of that industry, including loss of value because of changes in real estate values, interest rates, and taxes, as well as changes in zoning, building, environmental, and other laws, among other factors. Investments in REITs may be subject to increased price volatility and liquidity risk, and shareholders indirectly bear their proportionate share of expenses because of their management fees.

Restricted/Illiquid Securities: Restricted and illiquid securities may fall in price because of an inability to sell the securities when desired. Investing in restricted securities may subject the portfolio to higher costs and liquidity risk.

Shareholder Activity: Frequent purchases or redemptions by one or multiple investors may harm other shareholders by interfering with the efficient management of the portfolio, increasing brokerage and administrative costs and potentially diluting the value of shares. Additionally, shareholder purchase and redemption activity may have an impact on the per-share net income and realized capital gains distribution amounts, if any, potentially increasing or reducing the tax burden on the shareholders who receive those distributions.

Small Cap: Concentrating assets in small-capitalization stocks may subject the portfolio to the risk that those stocks underperform other capitalizations or the market as a whole. Smaller, less-seasoned companies may be subject to increased liquidity risk compared with mid- and large-cap companies and may experience greater price volatility than do those securities because of limited product lines, management experience, market share, or financial resources, among other factors.

Target Date: Target-date funds, also known as lifecycle funds, shift their asset allocation to become increasingly conservative as the target retirement year approaches. Still, investment in target-date funds may lose value near, at, or after the target retirement date, and there is no guarantee they will provide adequate income at retirement.

U.S. Government Obligations: Investments in U.S. government obligations are subject to varying levels of government support. In the event of default, some U.S. government securities, including U.S. Treasury obligations and Ginnie Mae securities, are issued and guaranteed as to principal and interest by the full faith and credit of the U.S. government. Other securities are obligations of U.S. government-sponsored entities but are neither issued nor guaranteed by the U.S. government.

Underlying Fund/Fund of Funds: A portfolio's risks are closely associated with the risks of the securities and other investments held by the underlying or subsidiary funds, and the ability of the portfolio to meet its investment objective likewise depends on the ability of the underlying funds to meet their objectives. Investment in other funds may subject the portfolio to higher costs than owning the underlying securities directly because of their management fees.